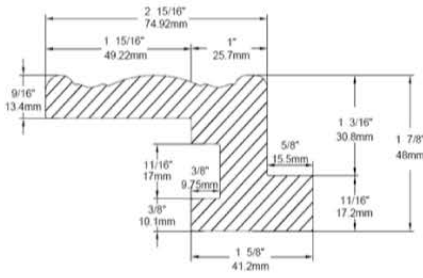
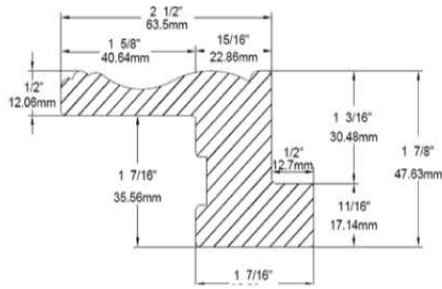


Frame Profiles

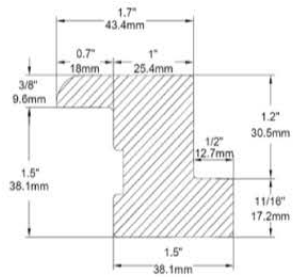
3" Elegant Z Frame



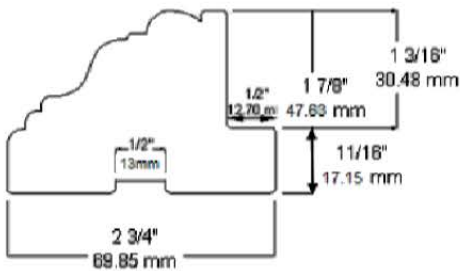
2.5" Deluxe Z Frame



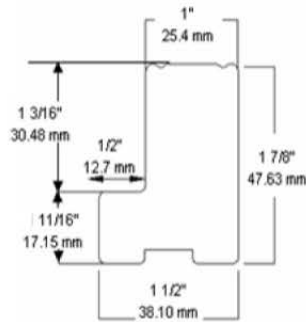
1.7" Bullnose Z Frame



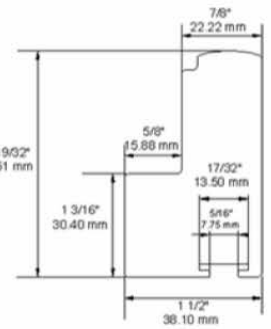
2.25" Deco Frame



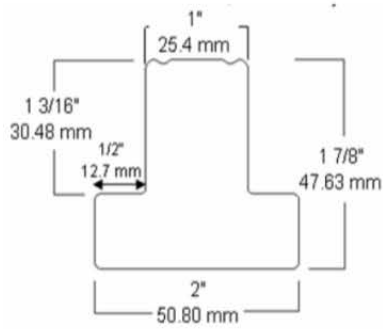
Standard L Frame



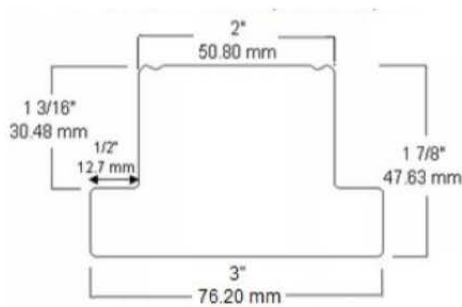
French Door L Frame



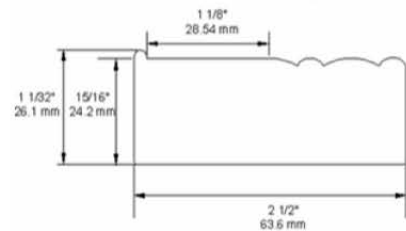
1" T-Post



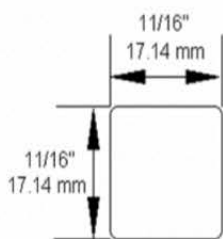
2" T-Post



Arch Front Frame




Light Block



Hangstrip

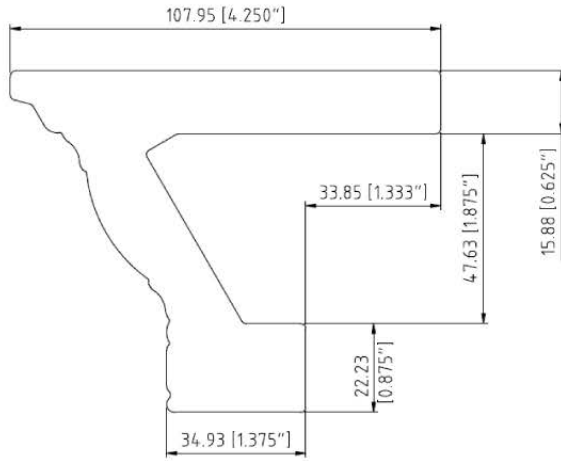


5.5" Bypass Valance



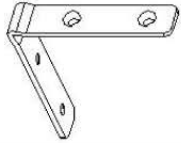
Frame Profiles Continued

Deco Sill Frame

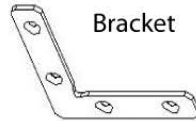


REMEMBER Sill Plates are available for Deco and Z frames

(Z Frame Bracket)



For added frame support, Deco and Z frame shutters over 25 sqft are supplied with support L-bracket.



Deco & L Frame Bracket

Elegant Shutters Poly Profiles

LOUVERS Regular Series

SL 25
2 1/2" (63.5 mm)



SL 35
3 1/2" (88.9 mm)

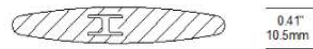


SL 45
4 1/2" (114.3 mm)

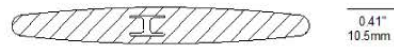


LOUVERS Reinforced Series

AL25H
2 1/2"



AL35H
3 1/2"

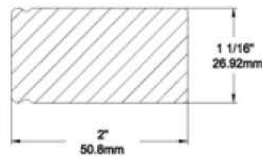


AL45H
4 1/2"

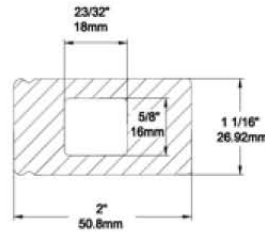


STILE

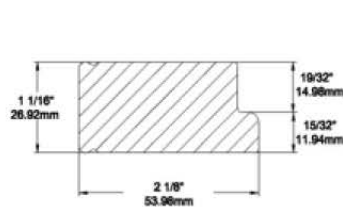
[S20] Standard solid stile



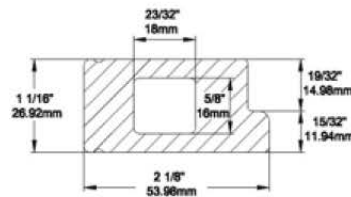
[AS20] Standard stile with Aluminum insert



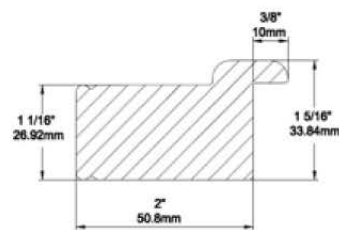
[SSR21] Rabbeted solid stile



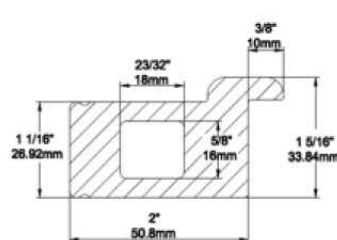
[ASR21] Rabbeted stile with Aluminum insert



[SA20] Astragal solid stile

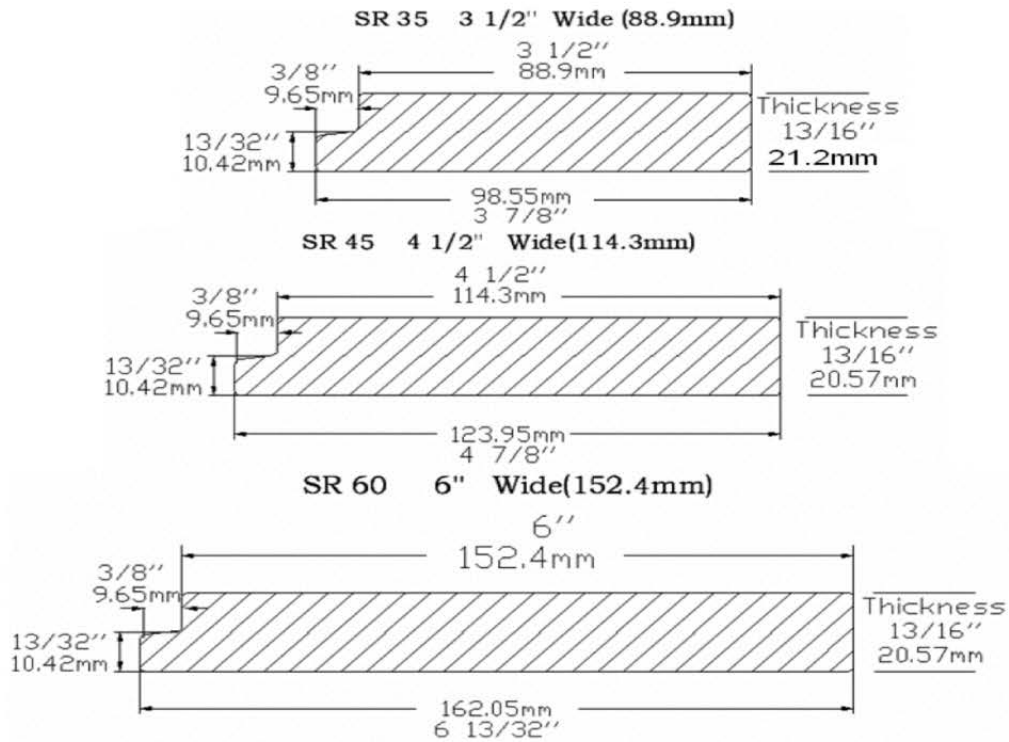


[AA20] Astragal stile with Aluminum insert

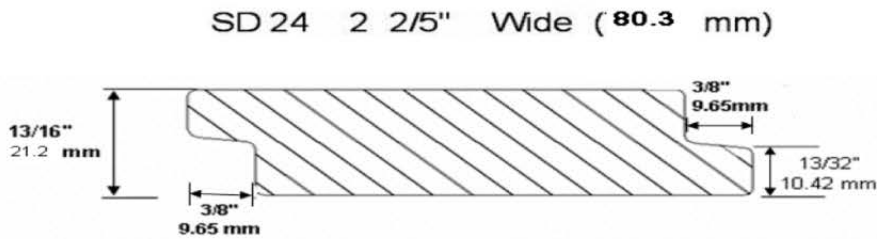


TOP/BOTTOM RAIL & DIVIDER RAIL / TILT BAR & LIGHT STOP

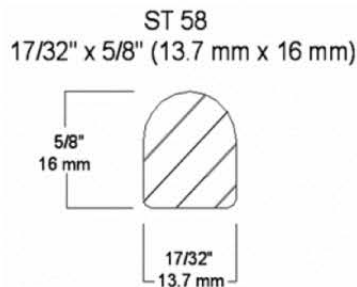
Top / Bottom Rail



Divider Rail



TILT BAR



STOP LIGHT STRIP

