


Attaching a Ladder back into the Head Rail



The ladder should be unattached to the head rail like the picture is indicating. Make sure there are metal crimps on the ladder.

Step 1





Grab the ladder and insert it through the whole underneath the head rail.

Step 2



Grab the ladder and put it in the tape drum barrel. Once the crimp is inside tug the ladder towards the tape drum and it should snap in to place. It should like be the below picture. Grab the other ladder and do the same.





After you attach both the ladders it should look like above picture. After completing all these steps the blind should be operating correctly. If it does not, please contact Customer Service for further assistance.